



## District Report Card

**KIPP: ENDEAVOR ACADEMY (048918)**

Missouri School Improvement Program - Annual Performance Report

**Address:** 2700 E 18th Street, Kansas City, MO 64127-2695

**Email:** jpittszevin@kipkpc.org

**Phone:** (816)787-4199

**Accreditation:**

**Elementary Schools:** 0

**Middle Schools:** 1

**Junior High Schools:** 0

**High Schools:** 0

**Comprehensive Schools:** 0

**Targeted Schools:** 1

### Report Card Overview

State and federal law require the development of report cards at the state, local education agency (LEA), and building level. The implementation of changes required by federal law will take place with the release of the 2018 Report Card.

Specific items of interest, including indicators used to identify comprehensive and targeted schools, for federal accountability are located:

- [\(4\) Student Success/School Quality \(Attendance\)](#)
- [\(5\) 4-Year Adjusted Cohort Graduation Rate](#)
- [\(20\) ELA/Math/Science number assessed and percentage in each proficiency level](#)
- [\(25\) How Do Student Groups Perform?](#)
- [\(27\) Number and Percentage of English Learners \(EL\) attaining EL proficiency](#)
- [\(28\) List of Schools identified in Comprehensive and Targeted status](#)

[ESSA Accountability Plan](#)

[Link to All Report Card Definitions](#)

### (1) Accreditation Status

	2019
<b>KIPP: ENDEAVOR ACADEMY</b>	

Definition

### (2) Preschool Enrollment

	2019
<b>Missouri</b>	36,390
<b>KIPP: ENDEAVOR ACADEMY</b>	0

Definition

### (3) K-12 Enrollment

(Data as of 11/22/2019)

	2019
<b>Missouri</b>	
Total	881,277
American Indian/Alaska Native	0.4%
Asian	2.1%

\* - Indicates data has been suppressed due to small cell size.

Progress toward the long-term goals and interim measures of progress included in Appendix A of Missouri's Consolidated State Plan will be available for the first time in the 2019 Report Card.

Report as of: 4/22/2020



## District Report Card

### KIPP: ENDEAVOR ACADEMY (048918)

#### Missouri School Improvement Program - Annual Performance Report

Black	15.7%
Hawaiian/Pacific Islander	0.3%
Hispanic	6.7%
Multi-Race	4.3%
White	70.7%
Female	48.6%
Male	51.4%
Free or Reduced Lunch	50.0%
Limited English Proficient	3.9%
Special Education	13.5%
Homeless	2.4%
Migrant	0.1%
Gifted	4.3%
Foster	0.6%
Military	1.4%
<b>KIPP: ENDEAVOR ACADEMY</b>	<b>2019</b>
Total	644
American Indian/Alaska Native	*
Asian	0.8%
Black	66.0%
Hawaiian/Pacific Islander	*
Hispanic	25.6%
Multi-Race	*
White	6.5%
Female	49.4%
Male	50.6%
Free or Reduced Lunch	100.0%
Limited English Proficient	17.7%
Special Education	10.3%
Homeless	*
Migrant	*

\* - Indicates data has been suppressed due to small cell size.

Progress toward the long-term goals and interim measures of progress included in Appendix A of Missouri's Consolidated State Plan will be available for the first time in the 2019 Report Card.

*Report as of: 4/22/2020*



## District Report Card

**KIPP: ENDEAVOR ACADEMY (048918)**

Missouri School Improvement Program - Annual Performance Report

Gifted	*
Foster	*
Military	*

**Definition**

**(4) Proportional Attendance Rate**


(Data as of 11/20/2019)

<b>Missouri</b>	<b>2019</b>
All Students	87.3%
American Indian/Alaska Native	83.1%
Asian	93.3%
Black	78.1%
Hawaiian/Pacific Islander	80.9%
Hispanic	86.2%
Multi-Race	85.0%
White	89.4%
Female	87.3%
Male	87.2%
Free or Reduced Lunch	81.5%
Limited English Proficient	88.5%
Special Education	81.5%
Homeless	65.9%
Migrant	87.3%
Gifted	94.4%
Foster	82.5%
Military	91.7%
<b>KIPP: ENDEAVOR ACADEMY</b>	<b>2019</b>
All Students	72.2%
American Indian/Alaska Native	*
Asian	*
Black	69.6%
Hawaiian/Pacific Islander	*
Hispanic	77.3%

\* - Indicates data has been suppressed due to small cell size.

Progress toward the long-term goals and interim measures of progress included in Appendix A of Missouri's Consolidated State Plan will be available for the first time in the 2019 Report Card.

Report as of: 4/22/2020



## District Report Card

**KIPP: ENDEAVOR ACADEMY (048918)**

Missouri School Improvement Program - Annual Performance Report

Multi-Race	*
White	76.4%
Female	73.3%
Male	71.0%
Free or Reduced Lunch	72.2%
Limited English Proficient	79.6%
Special Education	65.2%
Homeless	*
Migrant	*
Gifted	*
Foster	*
Military	*

**Definition**

Attendance targets use the individual student's attendance rate and set the expectation that 90% of the students are in attendance 90% of the time per federal guidelines. This rate will not be reflected the same on the APR for district/charter Proportional attendance.

**(5) Students Eligible for Free or Reduced-Price Lunch**

<b>Missouri</b>	<b>2019</b>
Percent	50.0%
Number	431,697
<b>KIPP: ENDEAVOR ACADEMY</b>	<b>2019</b>
Percent	100.0%
Number	628

**Definition**

\* - Indicates data has been suppressed due to small cell size.

Progress toward the long-term goals and interim measures of progress included in Appendix A of Missouri's Consolidated State Plan will be available for the first time in the 2019 Report Card.



## District Report Card

**KIPP: ENDEAVOR ACADEMY (048918)**

Missouri School Improvement Program - Annual Performance Report

### (10) Staffing Ratios

Missouri	2019
Students to classroom teachers	17
Students to administrators	177
KIPP: ENDEAVOR ACADEMY	2019
Students to classroom teachers	17
Students to administrators	0

Definition

### (11) Years of Experience of Professional Staff

Missouri	2019
All Staff	12.5
KIPP: ENDEAVOR ACADEMY	2019
All Staff	5.9

Definition

### (12) Disproportionate Rates of Access to Educators

(Data as of 11/4/2019)

TEACHERS	2019	
MISSOURI	Title I	Non-Title I
Inexperienced Teachers	6.5%	4.5%
Out-of-Field Teachers	9.1%	10.8%
Ineffective Teachers	0.7%	0.4%
KIPP: ENDEAVOR ACADEMY	Title I (1)	Non-Title I (0)
Inexperienced Teachers	14.0%	0.0%
Out-of-Field Teachers	27.9%	0.0%
Ineffective Teachers	0.0%	0.0%
PRINCIPALS	2019	
MISSOURI	Title I	Non-Title I
Inexperienced Principals	13.9%	9.6%

\* - Indicates data has been suppressed due to small cell size.

Progress toward the long-term goals and interim measures of progress included in Appendix A of Missouri's Consolidated State Plan will be available for the first time in the 2019 Report Card.

Report as of: 4/22/2020



## District Report Card

**KIPP: ENDEAVOR ACADEMY (048918)**

Missouri School Improvement Program - Annual Performance Report

Out-of-Field Principals	9.1%	6.2%
-------------------------	------	------

**Definition**

N/A denotes data not applicable

**(13) Professional Staff with Advanced Degrees**

Missouri	2019
All Staff	61.8
KIPP: ENDEAVOR ACADEMY	2019
All Staff	35.3

**Definition**

**(14) Average Teacher Salaries**

Missouri	2019
Average Regular Term Salary	\$50,013
Average Total Salary	\$51,214
KIPP: ENDEAVOR ACADEMY	2019
Average Regular Term Salary	\$48,768
Average Total Salary	\$48,768

**Definition**

**(15) Average Administrator Salaries**

Missouri	2019
All Administrators	\$93,983
KIPP: ENDEAVOR ACADEMY	2019
All Administrators	\$0

**Definition**


**(16) Current Expenditures per Pupil - District Level**

(Data as of 12/9/2019)

Missouri	2019
A. Membership *	876,314.71
District Level Per-Pupil Expenditures	
B. Federal	\$644

\* - Indicates data has been suppressed due to small cell size.

Progress toward the long-term goals and interim measures of progress included in Appendix A of Missouri's Consolidated State Plan will be available for the first time in the 2019 Report Card.



## District Report Card

### KIPP: ENDEAVOR ACADEMY (048918)

#### Missouri School Improvement Program - Annual Performance Report

C. State/Local	\$10,605
D. District Level Per-Pupil Total (Sum of B+C)	\$11,249
<b>KIPP: ENDEAVOR ACADEMY (048918)</b>	<b>2019</b>
A. Membership *	644.00
District Level Per-Pupil Expenditures	
B. Federal	\$768
C. State/Local	\$10,798
D. District Level Per-Pupil Total (Sum of B+C)	\$11,566
(Excluded expenditures include capital outlay, debt service, community services, non-instruction/support, adult education, and Title I expenditures. Impact aid is considered local expenditures.)	

**Definition**

#### (17) Adjusted Tax Rate of the District

MISSOURI	2019
Incidental	\$3.4379
Teachers	\$0.1306
Debt Service	\$0.4864
Capital Projects	\$0.0896
<b>KIPP: ENDEAVOR ACADEMY</b>	<b>2019</b>
Incidental	
Teachers	
Debt Service	
Capital Projects	

**Definition**

\* - Indicates data has been suppressed due to small cell size.

Progress toward the long-term goals and interim measures of progress included in Appendix A of Missouri's Consolidated State Plan will be available for the first time in the 2019 Report Card.



## District Report Card

**KIPP: ENDEAVOR ACADEMY (048918)**

Missouri School Improvement Program - Annual Performance Report

### (18) Assessed Valuation of the District

	<b>2019</b>
<b>MISSOURI</b>	\$102,077,663,918
	<b>2019</b>
<b>KIPP: ENDEAVOR ACADEMY</b>	

Definition

### (19) Sources of Revenue

<b>MISSOURI</b>	<b>2019</b>
Local	47.08
State	43.00
Federal	9.93
<b>KIPP: ENDEAVOR ACADEMY</b>	<b>2019</b>
Local	10.57
State	76.34
Federal	13.09

Definition

### (20) Missouri Assessment Program (MAP) Results

(Data as of 11/20/2019)

Assessment results for 2017, 2018 and 2019 in the content areas of English Language Arts, Mathematics and Science for grades 3-8 and End-of-Course (EOC) assessments in English II (E2) and Algebra I (A1) are not comparable to prior year data. The assessments have been aligned to the new standards.

Missouri										
Content Area	Grade	Year	Students who must test (Accountable)	MAP-A	MAP-A %	Level Not Determined	Below Basic	Basic	Proficient	Advanced
Eng. Language Arts	03	2019	67,041	571	0.9	0.2	23.4	27.9	27.7	21.0
Eng. Language Arts	04	2019	68,735	580	0.8	0.2	12.2	38.5	28.2	21.1
Eng. Language Arts	05	2019	70,451	592	0.8	0.2	12.3	40.5	25.5	21.6
Eng. Language Arts	06	2019	70,771	623	0.9	0.2	15.5	38.5	25.6	20.3
Eng. Language Arts	07	2019	68,774	620	0.9	0.2	16.8	39.6	19.3	24.3
Eng. Language Arts	08	2019	67,592	588	0.9	0.3	14.8	37.9	28.8	18.5

\* - Indicates data has been suppressed due to small cell size.

Progress toward the long-term goals and interim measures of progress included in Appendix A of Missouri's Consolidated State Plan will be available for the first time in the 2019 Report Card.

Report as of: 4/22/2020



**District Report Card**

**KIPP: ENDEAVOR ACADEMY (048918)**

Missouri School Improvement Program - Annual Performance Report

Missouri										
Content Area	Grade	Year	Students who must test (Accountable)	MAP-A	MAP-A %	Level Not Determined	Below Basic	Basic	Proficient	Advanced
Eng. Language Arts	HS MAPA	2019	689	689	100.0	1.5	43.0	35.1	14.9	7.1
Eng. Language Arts	E1	2019	11,223	0	0.0	0.0	11.0	29.0	40.7	19.3
Eng. Language Arts	E2	2019	64,377	0	0.0	1.1	12.3	28.7	48.1	10.9
Mathematics	03	2019	67,075	570	0.8	0.1	25.0	29.1	24.2	21.8
Mathematics	04	2019	68,766	579	0.8	0.1	27.6	25.6	25.0	21.8
Mathematics	05	2019	70,496	592	0.8	0.1	25.9	33.9	23.4	16.9
Mathematics	06	2019	70,774	624	0.9	0.1	27.0	30.5	21.8	20.7
Mathematics+	07	2019	67,930	620	0.9	0.1	27.4	34.6	21.7	16.3
Mathematics+	08	2019	56,093	588	1.0	0.2	33.2	37.7	20.4	8.6
Mathematics	HS MAPA	2019	688	688	100.0	1.9	61.5	29.8	6.5	2.2
Mathematics	A1	2019	65,178	0	0.0	1.5	24.2	30.5	23.2	22.1
Mathematics	A2	2019	16,574	0	0.0	2.7	14.1	36.0	32.3	17.7
Mathematics	GE	2019	3,689	0	0.0	0.0	13.7	40.1	31.1	15.1
Science	05	2019	70,478	580	0.8	0.1	26.5	31.0	29.1	13.4
Science	08	2019	67,559	579	0.9	0.2	20.8	35.6	25.8	17.9
Science	HS MAPA	2019	662	662	100.0	2.0	53.9	29.6	12.6	3.9
Science	B1	2019	63,444	0	0.0	1.1	17.4	43.5	24.3	14.9
Science	PS	2019	2,363	0	0.0	0.0	19.4	43.7	27.8	9.2
<b>KIPP: ENDEAVOR ACADEMY</b>										
Content Area	Grade	Year	Students who must test (Accountable)	MAP-A	MAP-A %	Level Not Determined	Below Basic	Basic	Proficient	Advanced
Eng. Language Arts	03	2019	58	0	0.0	0.0	65.5	25.9	5.2	3.5
Eng. Language Arts	04	2019	60	0	0.0	0.0	33.3	51.7	13.3	1.7
Eng. Language Arts	05	2019	68	0	0.0	0.0	22.1	55.9	16.2	5.9
Eng. Language Arts	06	2019	71	0	0.0	0.0	29.6	45.1	16.9	8.5

\* - Indicates data has been suppressed due to small cell size.

Progress toward the long-term goals and interim measures of progress included in Appendix A of Missouri's Consolidated State Plan will be available for the first time in the 2019 Report Card.

Report as of: 4/22/2020

**District Report Card**

**KIPP: ENDEAVOR ACADEMY (048918)**

Missouri School Improvement Program - Annual Performance Report

KIPP: ENDEAVOR ACADEMY										
Content Area	Grade	Year	Students who must test (Accountable)	MAP-A	MAP-A %	Level Not Determined	Below Basic	Basic	Proficient	Advanced
Eng. Language Arts	07	2019	72	0	0.0	0.0	27.8	51.4	15.3	5.6
Eng. Language Arts	08	2019	70	0	0.0	0.0	17.1	60.0	20.0	2.9
Eng. Language Arts	E1	2019	11	0	0.0	0.0	*	9.1	90.9	*
Mathematics	03	2019	58	0	0.0	0.0	55.2	34.5	6.9	3.5
Mathematics	04	2019	60	0	0.0	0.0	56.7	16.7	16.7	10.0
Mathematics	05	2019	68	0	0.0	0.0	39.7	44.1	13.2	2.9
Mathematics	06	2019	71	0	0.0	0.0	32.4	43.7	16.9	7.0
Mathematics+	07	2019	72	0	0.0	0.0	29.2	55.6	11.1	4.2
Mathematics	A1	2019	70	0	0.0	0.0	38.6	35.7	21.4	4.3
Science	05	2019	68	0	0.0	0.0	54.4	30.9	7.4	7.4
Science	08	2019	70	0	0.0	0.0	17.1	54.3	18.6	10.0

**Definition**

+ Scores of 7th and 8th grade students who took the Algebra 1 End-of-Course assessment are not included in these results.

**(21) ACT Results**

(Data as of 11/20/2019)


MISSOURI	2019
Percent of Graduates Taking the ACT	76.69
Composite ACT Score	20.60

**Definition**

\* - Indicates data has been suppressed due to small cell size.

Progress toward the long-term goals and interim measures of progress included in Appendix A of Missouri's Consolidated State Plan will be available for the first time in the 2019 Report Card.

Report as of: 4/22/2020



## District Report Card

**KIPP: ENDEAVOR ACADEMY (048918)**

Missouri School Improvement Program - Annual Performance Report

### (22) Disciplinary Actions

Missouri	2019
Suspensions of 10 or More Consecutive Days (number   rate)	10,675   1.2
Expulsions (number   rate)	26   0.0
KIPP: ENDEAVOR ACADEMY	2019
Suspensions of 10 or More Consecutive Days (number   rate)	55   8.5
Expulsions (number   rate)	0   0.0

Definition

### (25) How Do Student Groups Perform?


(Data as of 11/20/2019)

	2019		
	LND	Pct. Prof/Adv	Growth
<b>English Language Arts</b>			
All Students	0.0%	19.50%	50.1 /
Asian/Pacific Islander	*	*	*
Black (not Hispanic)	0.0%	16.90%	50.5 /
Hispanic	0.0%	19.30%	50.2 /
American Indian/Alaska Native	*	*	*
White (not Hispanic)	*	*	*
Free-Reduced Lunch	0.0%	19.50%	50.7 /
Limited English Proficient	0.0%	29.30%	51.0 /
Special Education	0.0%	3.90%	50.4 /
<b>Mathematics</b>			
All Students	0.0%	19.80%	50.7 /

\* - Indicates data has been suppressed due to small cell size.

Progress toward the long-term goals and interim measures of progress included in Appendix A of Missouri's Consolidated State Plan will be available for the first time in the 2019 Report Card.

Report as of: 4/22/2020



## District Report Card

KIPP: ENDEAVOR ACADEMY (048918)

Missouri School Improvement Program - Annual Performance Report

	2019		
	LND	Pct. Prof/Adv	Growth
Asian/Pacific Islander	*	*	*
Black (not Hispanic)	0.0%	16.10%	51.5 / S
Hispanic	0.0%	24.60%	51.7 /
American Indian/Alaska Native	*	*	*
White (not Hispanic)	*	*	*
Free-Reduced Lunch	0.0%	19.80%	51.2 / S
Limited English Proficient	0.0%	30.30%	51.4 /
Special Education	0.0%	2.00%	49.3 /
<b>Science</b>			
All Students	0.0%	21.70%	
Asian/Pacific Islander	*	*	*
Black (not Hispanic)	0.0%	14.10%	
Hispanic	0.0%	31.00%	
American Indian/Alaska Native	*	*	*
White (not Hispanic)	*	*	*
Free-Reduced Lunch	0.0%	21.70%	
Limited English Proficient	0.0%	30.60%	
Special Education	*	*	*

**Definition**

\* - Indicates data has been suppressed due to small cell size.

Progress toward the long-term goals and interim measures of progress included in Appendix A of Missouri's Consolidated State Plan will be available for the first time in the 2019 Report Card.

*Report as of: 4/22/2020*



## District Report Card

**KIPP: ENDEAVOR ACADEMY (048918)**

Missouri School Improvement Program - Annual Performance Report

<b>(26) Students in Gifted Education Program</b>	(Data as of 11/22/2019)
<b>Missouri</b>	<b>2019</b>
Percent	4.3%
Number	37,473
<b>KIPP: ENDEAVOR ACADEMY</b>	<b>2019</b>
Percent	*
Number	*

Definition

### (27) English Learner Proficiency Status

(Data as of 11/22/2019)

<b>KIPP: ENDEAVOR ACADEMY</b>	<b>2017</b>	<b>2018</b>	<b>2019</b>
Number of English Learners	*	*	56
Number Becoming Proficient	*	*	15
Percent Becoming Proficient	12.0	20.5	26.8

Definition

### (28) Comprehensive and Targeted Status

<b>Kipp: Endeavor Academy</b>	<b>2019</b>
Kipp Endeavor Academy	Targeted

### (29) CRDC Information

[Link to CRDC report](#)

Definition

\* - Indicates data has been suppressed due to small cell size.

Progress toward the long-term goals and interim measures of progress included in Appendix A of Missouri's Consolidated State Plan will be available for the first time in the 2019 Report Card.

Report as of: 4/22/2020